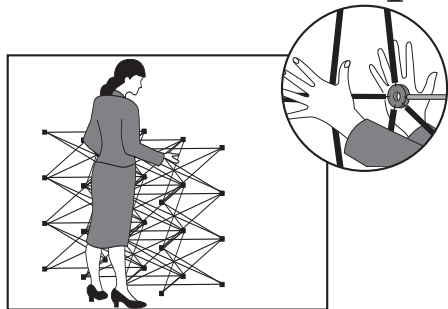
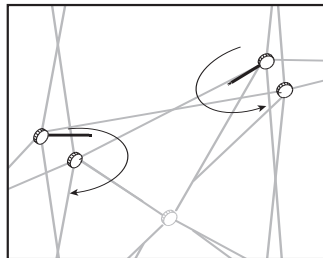


Nomadicq XPlus™

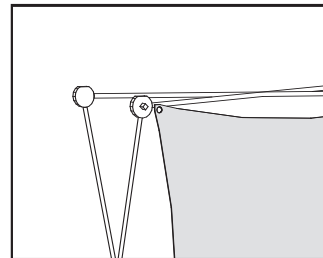
Set-Up Instructions



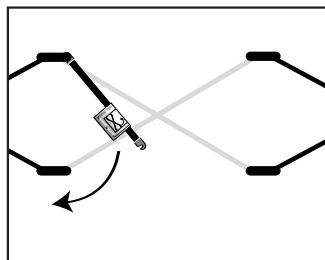
Pull open frame and lock it by pushing the hubs together.



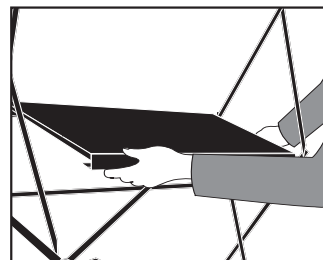
Secure manual locks by sliding hook ends into slots located in opposite hubs.



Attach graphics by slipping the grommet holes in the corners of the fabric panels over the studs



If shelves are purchased: add removeable manual locks to the hubs at the bottom of the quad.



Place shelf down onto frame scissor.
Maximum shelf load:
20 lbs/9.07 Kgs.