

Example of Stiffener and Magnet Mounting

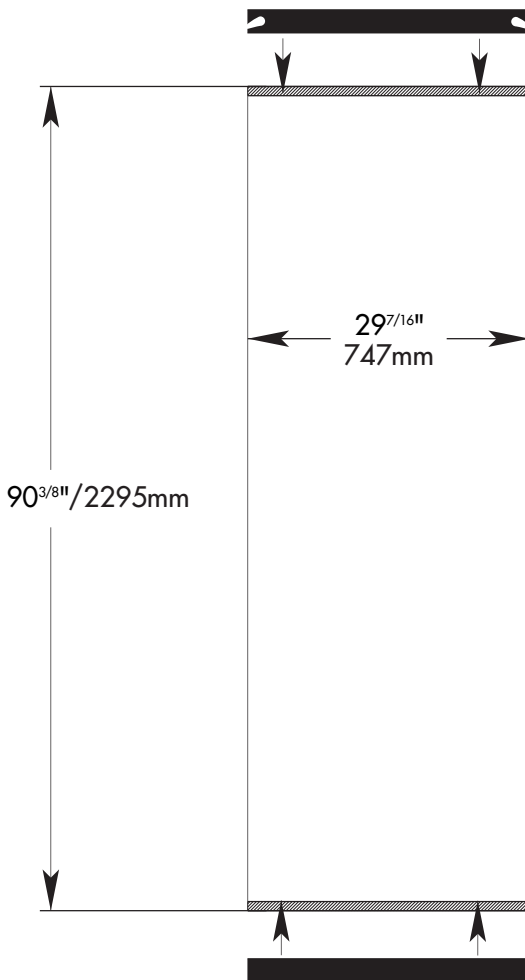


Fig. 1

Apply 1" / 25mm double backed adhesive tape to top and bottom

Attach top and bottom stiffeners

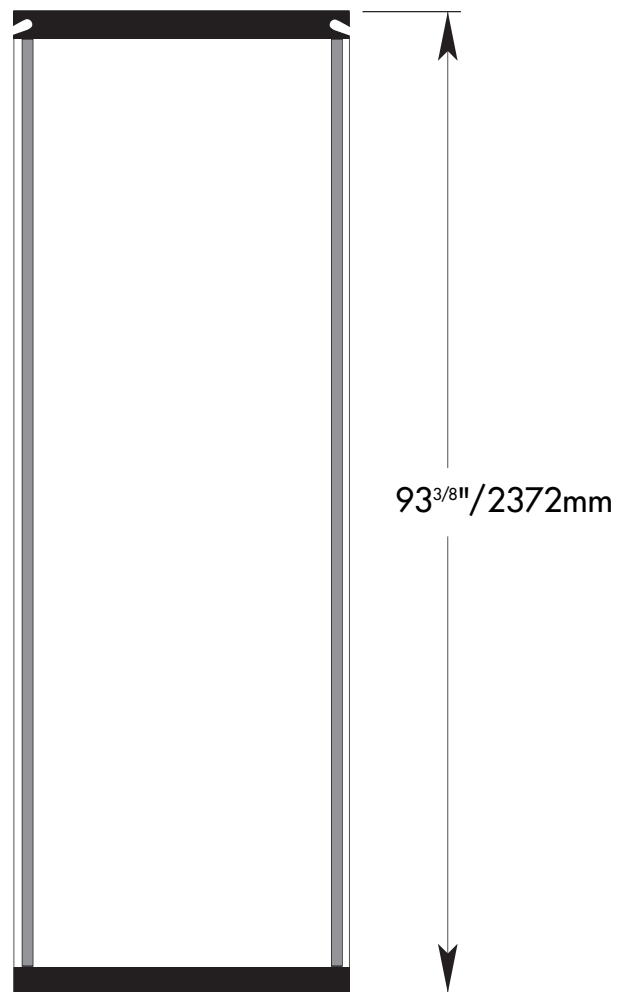
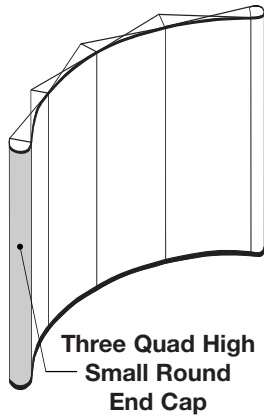
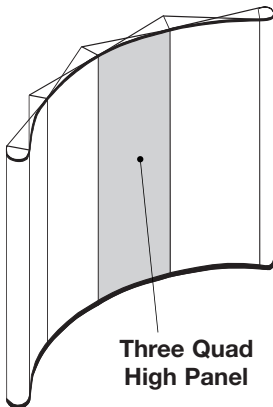


Fig. 2

Apply magnetic tape $\frac{1}{16}'' / 1.5\text{mm}$ from outer edges

Name**Equivalent Fabric Code****Three Quad High Small Round End Cap Traveler****FETR3SR****Trim Size:** 15" _W x 90 ^{3/8}" _H / 381_W x 2295_{mmH}**Stiffener Punch (Top/Bottom):** Notched/Plain**Three Quad High Panel Traveler****FPTR3****Trim Size:** 29 ^{7/16}" _W x 90 ^{3/8}" _H / 747_W x 2295_{mmH}**Stiffener Punch (Top/Bottom):** Notched/Plain